POLYFUSION

PLASTIC PIPE WELDING TECHNOLOGY

QINGDAO POLYFUSION MACHINERY CO.,LTD.

: +86-532-66733884
: +86-15705856568（WhatsApp）
: Chengyang Industry Zone, Chengyang, Qingdao, Shandong, China
: export01@qdpolyfusion.com / export@qdpolyfusion.com
: www.qdpolyfusion.com

QINGDAO POLYFUSION MACHINERY CO.,LTD.

Our products including Butt Welding Machines, Electrofusion Welding Machines, Workshop Fitting Machines & Pipe Saw, CNC Plastic Sheet Welding Machines, Hand Extruder, Geomembrane Welder, HDPE Fittings and Related Tools.

BUTT FUSION MACHINES

- Portable Water Supply
- Water Treatment Plant
- Seawater Intake
- Sprinkle Irrigation
- Drip Irrigation
- Gas Distribution
- Cutter Suction Dredger
- Slurry Dredging
- Mining
- Aquaculture
- Electric Cable
- Geothermal Probe
- HDPE Fittings Fabrication

MANUAL BUTT FUSION MACHINE(PFT SERIES)

BRIEF & FEATURES

- Removable PTFE coated heating plate with separate temperature control system.
- Be made of light weight and high strength material; simple structure, small and exquisite, easily use.
- Suitable for welding of plastic pipes and fittings made of PE, PP, PPR and PVDF, can be operated in any complex work condition.
- Consists of basic frame, planning tool, heating plate and support (for planning tool and heating plate).
- Self lock system, single-person operation, suitable for use in different construction situations.

Model	PFT160-2C	PFT200-2C	PFT160-4C	PFT200-4C
Welding Range(mm)	(40 50) 63 75 90 110 125 140 160	(40 50) 63 75 90 110 125 140 160 180 200	(40 50) 63 75 90 110 125 140 160	(40 50) 63 75 90 110 125 140 160 180 200
Heating Plate Max. Temperature	270℃	270℃	270℃	270℃
Temperature Deviation in Surface	≤±5℃	≤±5℃	≤±5℃	≤±5℃
Working Voltage, Frequency	220V,50/60Hz	220V,50/60Hz	220V,50/60Hz	220V,50/60Hz
Total Power	1.71KW	2.31KW	1.71KW	2.31KW
Heating Plate Power	1.0KW	1.6KW	1.0KW	1.6KW
Trimmer Power	0.71KW	0.71KW	0.71KW	0.71KW
Weight	40KG	50KG	50KG	65KG
Package	1 Wooden Box	1 Wooden Box	1 Wooden Box	1 Wooden Box
Volume	0.13CBM	0.15CBM	0.18CBM	0.18CBM

MANUAL BUTT FUSION MACHINE(PFY SERIES)

Model	PFY160-2C	PFY200-2C	PFY250-2C
Welding Range(mm)	(40 50) 63 75 90 110 125 140 160	(40 50) 63 75 90 110 125 140 160 180 200	(50 63 75)90 110 125 140 160 180 200 225 250
Heating Plate Max. Temperature	270℃	270℃	270℃
Temperature Deviation in Surface	≤±5℃	≤±5℃	≤±5℃
Working Voltage, Frequency	220V,50/60Hz	220V,50/60Hz	220V,50/60Hz
Total Power	1.71KW	2.31KW	2.83KW
Heating Plate Power	1.0KW	1.6KW	2.0KW
Planning Tool Power	0.71KW	0.71KW	0.83KW
Weight	40KG	45KG	70KG
Package	1 Wooden Box	1 Wooden Box	1 Wooden Box
Volume	0.15CBM	0.15CBM	0.2CBM

Model	PFY160-4C	PFY200-4C	PFY250-4C
Welding Range(mm)	(40 50) 63 75 90 110 125 140 160	(40 50) 63 75 90 110 125 140 160 180 200	(50 63 75)90 110 125 140 160 180 200 225 250
Heating Plate Max. Temperature	270℃	270℃	270℃
Temperature Deviation in Surface	≤±5℃	≤±5℃	≤±5℃
Working Voltage, Frequency	220V,50/60Hz	220V,50/60Hz	220V,50/60Hz
Total Power	1.71KW	2.31KW	2.83KW
Heating Plate Power	1.0KW	1.6KW	2.0KW
Planning Tool Power	0.71KW	0.71KW	0.83KW
Weight	50KG	65KG	97KG
Package	1 Wooden Box	1 Wooden Box	1 Wooden Box
Volume	0.18CBM	0.18CBM	0.3CBM

MANUAL BUTT FUSION MACHINE(PFW SERIES)

Model	PFW160-2C	PFW200-2C	PFW160-4C	PFW200-4C	PFW250-4C
Welding Range(mm)	(40 50) 63 75 90 110 125 140 160	(40 50) 63 75 90 110 125 140 160 180 200	(40 50) 63 75 90 110 125 140 160	(40 50) 63 75 90 110 125 140 160 180 200	(50 63 75) 90 110 125 140 160 180 200 225 250
Heating Plate Max. Temperature	270℃	270℃	270℃	270℃	270℃
Temperature Deviation in Surface	≤±5℃	≤±5℃	≤±5℃	≤±5℃	≤±5℃
Working Voltage, Frequency	220V,50/60Hz	220V,50/60Hz	220V,50/60Hz	220V,50/60Hz	220V,50/60Hz
Total Power	1.71KW	2.31KW	1.71KW	2.31KW	2.83KW
Heating Plate Power	1.0KW	1.6KW	1.0KW	1.6KW	2.0KW
Planning Tool Power	0.71KW	0.71KW	0.71KW	0.71KW	0.83KW
Weight	40KG	50KG	60KG	90KG	130KG
Package	1 Wooden Box	1 Wooden Box	1 Wooden Box	1 Wooden Box	1 Wooden Box
Volume	0.15CBM	0.15CBM	0.18CBM	0.18CBM	0.3CBM

OPTIONAL PARTS



Stub End Holder

Digital Display Heating Plate

Pipe Roller

HYDRAULIC BUTT FUSION MACHINE

BRIEF & FEATURES

- Suitable for butt welding of plastic pipes and fittings made of PE, PP, PPR and PVDF in a ditch in worksite or workshop.
- Consists of basic frame, hydraulic unit, planning tool, heating plate, support for planning tool & heating plate and other optional parts.
- Removable PTFE coated heating plate with separate temperature control system.
- Electric planning tool.
- Be made of light weight and high strength material; simple structure, small and exquisite, easily use.
- Low starting pressure ensures reliable welding quality of small pipes.
- Changeable welding position enables to weld various fittings more easily.
- High accurate and shockproof pressure meter indicates clearer readings.
- Separate two-channel timer records time in soaking and cooling phases. It can record two time periods of heat absorption and cooling, and alarm when the timing is over, which is convenient for users.
- Large dial, high-precision shock-proof pressure gauge, clearer reading.
- Configure fast, labor-saving heating plate, milling cutter lift.

Model	PF160	PF200	PF250	PF315	PF355
Welding Range(mm)	40 50 63 75 90 110 125 140 160	40 50 63 75 90 110 125 140 160 180 200	50 63 75 90 110 125 140 160 180 200 225 250	90 110 125 140 160 180 200 225 250 280 315	90 110 125 140 160 180 200 225 250 280 315 355
Heating Plate Max. Temperature	270℃	270℃	270℃	270℃	270℃
Temperature Deviation in Surface	≤±5℃	≤±5℃	≤±5℃	≤±5℃	≤±5℃
Working Voltage, Frequency	220V,50/60Hz	220V,50/60Hz	220V,50/60Hz	220V,50/60Hz	220V,50/60Hz
Total Power	2.45KW	2.75KW	4.75KW	5.35KW	5.45KW
Heating Plate Power	0.9KW	1.2KW	2.2KW	2.8KW	2.9KW
Planning Tool Power	0.8KW	0.8KW	1.8KW	1.8KW	1.8KW
Hydraulic Unit Power	0.75KW	0.75KW	0.75KW	0.75KW	0.75KW
Pressure Adjustable Range	0-6.3Mpa	0-6.3Mpa	0-6.3Mpa	0-6.3Mpa	0-6.3Mpa
Weight	100KG	105KG	147KG	180KG	210KG
Package	2 Wooden Boxes	2 Wooden Boxes	2 Wooden Boxes	2 Wooden Boxes	2 Wooden Boxes
Volume	0.4CBM	0.4CBM	0.5CBM	1.0CBM	1.0CBM

OPTIONAL PARTS



Stub End Holder

Pipe Roller



Data Logger

Trolley

Model	PF400	PF450	PF500	PF630
Welding Range(mm)	200 225 250 280 315 355 400	(250) 280 315 355 400 450	(250) 280 315 355 400 450 500	(315 355) 400 450 500 560 630
Heating Plate Max. Temperature	270℃	270℃	270℃	270℃
Temperature Deviation in Surface	≤±7℃	≤±7℃	≤±7℃	≤±7℃
Working Voltage, Frequency	380V/220V, 50/60Hz	380V/220V, 50/60Hz	380V/220V, 50/60Hz	380V/220V, 50/60Hz
Total Power	7.2KW	7.2KW	7.7KW	10.6KW
Heating Plate Power	5.0KW	5.0KW	5.5KW	8.0KW
Planning Tool Power	1.1KW	1.1KW	1.1KW	1.5KW
Hydraulic Unit Power	1.1KW	1.1KW	1.1KW	1.1KW
Pressure Adjustable Range	0-8Mpa	0-8Mpa	0-8Mpa	0-8Mpa
Weight	350KG	360KG	460KG	610KG
Package	3 Wooden Boxes	3 Wooden Boxes	3 Wooden Boxes	3 Wooden Boxes
Volume	1.8CBM	1.8CBM	1.93CBM	2.8CBM

OPTIONAL PARTS



Data Logger

Hoist

Pipe Roller

Stub End Holder

Trolley

Model	PF800	PF1000	PF1200
Welding Range(mm)	(500 560) 630 710 800	(630) 710 800 900 1000	(630 710) 800 900 1000 1200
Heating Plate Max. Temperature	270℃	270℃	270℃
Temperature Deviation in Surface	≤±10℃	≤±10℃	≤±10℃
Working Voltage, Frequency	380V, 50/60Hz	380V, 50/60Hz	380V, 50/60Hz
Total Power	18.0KW	24.0KW	29.5KW
Heating Plate Power	12.5KW	17.5KW	21.5KW
Planning Tool Power	3.0KW	4.0KW	5.0KW
Hydraulic Unit Power	2.5KW	2.5KW	3.0KW
Pressure Adjustable	0-16Mpa	0-16Mpa	0-16Mpa
Weight	1200KG	1920KG	2900KG
Package	3 Wooden Boxes	3 Wooden Boxes	3 Wooden Boxes
Volume	5.84CBM	10.64CBM	15.94CBM



Model	PF1600	PF1800	PF2000	PF2500	PF3000
Welding Range(mm)	1200 1400 1600	1200 1400 1600 1800	1600 1800 2000	1600 1800 2000 2500	1800 2000 2200 2500 3000
Heating Plate Max. Temperature	270℃	270℃	270℃	270℃	270℃
Temperature Deviation in Surface	≤±10℃	≤±10℃	≤±10℃	≤±10℃	≤±10℃
Working Voltage, Frequency	380V,50/60Hz	380V,50/60Hz	380V,50/60Hz	380V,50/60Hz	380V,50/60Hz
Total Power	45.5KW	79KW	80.5KW	103KW	155KW
Heating Plate Power	35KW	55KW	62KW	90KW	125KW
Planning Tool Power	7.5KW	7.5KW	7.5KW	7.5KW	15KW
Hydraulic Unit Power	3.0KW	16.5KW	11KW	5.5KW	15KW
Pressure Adjustable Range	0-25Mpa	0-25Mpa	0-25Mpa	0-25Mpa	0-20Mpa
Weight	5600KG	10000KG	12000KG	24000KG	26000KG

AUTOMATIC BUTT WELDING MACHINE

BRIEF & FEATURES

- Suitable for butt welding of plastic pipes and fittings made of PE, PP, and PVDF material.
- Consists of Basic Frame, CNC control, Hydraulic Unit, Planning Tool, Heating Plate, Support and Optional parts.
- Equipped with SIEMENS PLC and WEINTEK touch screen control system.
- Real-Time data printing, recording function and USB port available.
- Pre-Installed welding standard such as CTSG, ISO, DVS, SGS.

Model	PFA160	PFA250	PFA315	PFA355
Welding Range(mm)	63 75 90 110 125 140 160	90 110 125 140 160 180 200 225 250	90 110 125 140 160 180 200 225 250 280 315	90 110 125 140 160 180 200 225 250 280 315 355
Heating Plate Max. Temp.	270℃	270℃	270℃	270℃
Temp. Deviation in Surface	≤±5℃	≤±5℃	≤±5℃	≤±5℃
Working Voltage, Frequency	220V,50/60Hz	220V,50/60Hz	220V,50/60Hz	220V,50/60Hz
Heating Plate Power	1.5KW	2.0KW	3.0KW	3.6KW
Planning Tool Power	1.1KW	1.1KW	1.1KW	1.1KW
Hydraulic Unit Power	0.75KW	0.75KW	0.75KW	0.75KW
Total Power	3.35KW	3.85KW	4.85KW	5.45KW
Pressure Adjustable Ranges	0-6.3Mpa	0-6.3Mpa	0-6.3Mpa	0-6.3Mpa
Weight	160KG	180KG	250KG	280KG
Package	2 Wooden Boxes	2 Wooden Boxes	2 Wooden Boxes	2 Wooden Boxes
Volume	1CBM	1.2CBM	1.8CBM	2CBM

Model	PFA450	PFA630	PFA800	PFA1000	PFA1200
Welding Range(mm)	200 225 250 280 315 355 400 450	315 355 400 450 500 560 630	450 500 560 630 710 800	630 710 800 900 1000	630 710 800 900 1000 1100 1200
Heating Plate Max. Temp.	270℃	270℃	270℃	270℃	270℃
Temp. Deviation in Surface	≤±7℃	≤±7℃	≤±7℃	≤±7℃	≤±7℃
Working Voltage, Frequency	380V,50/60Hz	380V,50/60Hz	380V,50/60Hz	380V,50/60Hz	380V,50/60Hz
Heating Plate Power	5.38KW	9.35KW	12.5KW	17.5KW	21.5KW
Planning Tool Power	1.5KW	1.5KW	2.2KW	3.0 KW	4.0KW
Hydraulic Unit Power	2.2KW	2.2KW	4.0KW	4.0KW	5.0KW
Total Power	9.08KW	13.05KW	18.7KW	24.5KW	30.5KW
Pressure Adjustable Ranges	0.4-8Mpa	0.4-8Mpa	0.4-12Mpa	0.4-12Mpa	0.4-16Mpa

SOCKET FUSION MACHINE

BRIEF & FEATURES

- It is widely used in socket welding PE, PP, PPR pipes or fittings which being used in construction site for water and gas supply.
- Sockets coated PTFE.
- Individual temperature control of heating plate, which has temperature display and adjustment function.
- Simple structure, mini dimension and easy operation.
- The structure design complies with DVS2208.

TECHNICAL SPECIFICATION

Model	20-32DD	20-63DD	75-110DD
Welding Range(mm)	20 25 32	20 25 32 40 50 63	75 90 110
Rated Voltage	220V	220V	220V
Power	700W	800W	1200W
Working Temperature	200-270℃	200-270℃	200-270℃
Environment Temperature	-15℃~45℃	-15℃~45℃	-15℃~45℃
Weight	4.0KG	5.0KG	5.0KG
Dimension	395*200*90mm	395*200*90mm	460*265*90mm

Model	PFS160
Welding Range(mm)	63 75 90 110 (125 140) 160
Rated Voltage	220V
Power	1800W
Working Temperature	200-270℃
Environment Temperature	-15℃~45℃
Weight	60KG
Dimension	750*550*560mm

ELECTROFUSION MACHINES

ELECTROFUSION MACHINE--INVERTER LIGHT

BRIEF & FEATURES

- High-level MCU is used as control core, with abundant parameter setting, measuring and perfect protective function.
- Wide power supply and voltage input, suitable for field electrical network level.
- High precision control of electrical stability and time, insuring welding quality.
- Swift output response time when power supply breaks, high stability.
- Many programmable welding functions, suitable for welding requirement for various fittings.
- Flexible welding parameter input mode; manual input through keyboard or bar code scanning input.

TECHNICAL SPECIFICATION

Model	PFE200	PFE315	PFE500	PFE630	PFE1200
Welding Range(mm)	DN 20-200mm	DN 20-315mm	DN 20-500mm	DN 20-630mm	DN 20-1200mm
Input Voltage	AC220±20%				AC380±20%
Output Power	2.5KW	3.5KW	5.0KW	5.5KW	10.0KW
Output Voltage	45V	60V	90V	110V	210V
Dimension	400*250*310mm	400*250*310mm	500*270*350mm	500*270*350mm	540*370*430mm
Data Record Quantities	300	300	300	100	100
Working Time	It can work 24 hours constantly				
Working Model	Constant Voltage, Constant Current				
Weight	5.0KG	5.0KG	9.5KG	10KG	19KG

ELECTROFUSION MACHINE-INVERTER

BRIEF & FEATURE

- Advanced digital MCU as control core, with abundant parameter setting, detection and perfect protection functions.
- High brightness LCD, multi-language operation, friendly human-machine interface.
- 20% wide supply voltage input, fully adapted to complex construction site specific power environment.
- Swiftly output response time when power supply breaks, high stability.
- 0.5% high precision power, time control, ensure welding quality.
- USB read, import welding records storage function.
- Keyboard manual input or bar code scan input.
- Automatic retrieval of pipe fittings for welding.
- English, Spanish, Russian, Polish and Chinese languages inside.

Model	PFE315B	PFE500B	PFE630B	PFE1000B
Welding Range(mm)	DN20-315mm	DN20-500mm	DN20-630mm	DN20-1000mm
Rated Power	3.5KW	12KW	15KW	18KW
Input Voltage	AC220V±20%	AC380V±20%		
Input Frequency	40~65Hz			
Rated Current	55A	60A	80A	80A
Output Voltage	75V	150V	170V	280V
Ambient Temperature	- 20℃~50℃			
Control Mode	Constant Voltage/Constant Current			
Store Data Number	270			
Constant Accuracy	≤30.5%			
Data Output Port	USB Port & Printer			
Package Weight	15KG	20KG	35KG	37KG
Package Size	490*290*410mm	550*340*440mm	650*410*640mm	650*410*640mm

WORKSHOP FITTING MACHINES

WORKSHOP FITTING MACHINE-PFF315/PFF400

BRIEF & FEATURES

- Suitable for fabricating Elbow, Tee, Cross and Y shape (45°and 60°) fittings of PE, PP, PVDF in workshop. Also used to lengthen the injection molded fittings and make an integrated fittings integrate structure.
- Removable PTFE coated heating plate.
- Electric planning tool with safety limited switch.
- Low starting pressure and high reliable seal structure.
- Separate two-channel timer records time in soaking and cooling steps.
- High-accurate and shockproof pressure meter indicates clearer readings.
- Pivoting planning tool and heating plate bring convenience to placing and removing.
- Products comply with 98/37/EC and 73/23/EEC standards.

Special Clamps for welding flanges stub（Optional）

Wyes Clapms（Optional）

Elbow Clamp

Tee/Cross Clamp

Model	PFF315	PFF400
Welding Range(mm)	90 110 125 140 160 180 200 225 250 280 315	110 125 140 160 180 200 225 250 280 315 355 400
Application	0-90°Elbow,Tee,Cross,45° and 60° wyes(Optional parts should be used)	
Heating Plate Max. Temperature	270℃	270℃
Temp. Deviation in Surface	≤±7℃	≤±7℃
Working Voltage, Frequency	380V,50/60Hz	380V,50/60Hz
Total Power	7.25KW	17.4KW
Heating Plate Power	5.0KW	12.2KW
Planning Tool Power	1.5KW	3.0KW
Hydraulic Unit Power	0.75KW	2.2KW
Pressure Adjustable Ranges	0-6Mpa	0-16Mpa
Weight	760KG	1744KG
Package	4 Wooden Boxes	4 Wooden Boxes
Volume	3.0CBM	6.0CBM

WORKSHOP FITTING MACHINE-PFF450-PFF1200

BRIEF & FEATURES

Workshop fitting welding machine is designed to fabricate fittings like Elbows, Tees, Crosses and Wyes. All clamps movements are electro-hydraulically operated, both the open/close movement and the blocking mechanism.

- A machine body with two hydraulically controlled carriages.
- A control panel that features the CNC system, thanks to this would eliminate any risk of error due to the operator. The CNC incorporates a data-logging that can store up to 4000 cycles. It is possible to download the report via USB slot.
- A Teflon-coated heating plate with electrical movement(in/out)on spherical bearings guides.
- A milling cutter with electrical movement(in/out)on spherical bearing guides, operated by an electrical engine.
- An upper cylinder, to be positioned on the clamps, for welding extra thick pipes and/or whenever it is necessary to apply high pressures.

STANDARD COMPOSITION

- Workshop fitting welding machine complete with control panel
- Heating Plate, Planning Tool
- Elbow Clamps with inserts
- Tee/Cross Clamps with inserts
- Upper cylinder and tool kit

Model	PFF450	PFF630	PFF800	PFF1000	PFF1200
Welding Range(mm)	200 225 250 280 315 355 400 450	315 355 400 450 500 560 630	450 500 560 630 710 800	630 710 800 900 1000	630 710 800 900 1000 1100 1200
Application	0~90°Elbow,Tee,Cross,45° and 60° wyes(Optional parts should be used)				
Heating Plate Max. Temperature	270℃				
Temp. Deviation in Surface	≤±7℃				
Working Voltage, Frequency	380V,50/60Hz				
Total Power	17.4KW	29.0KW	47.28KW	71.5KW	76.4KW
Heating Plate Power	12.2KW	22.0KW	39.28KW	60.0KW	61.4KW
Planning Tool Power	3.0KW	4.0KW	4.0KW	7.5KW	7.5KW
Hydraulic Unit Power	2.2KW	3.0KW	4.0KW	4.0KW	7.5KW
Pressure Adjustable Ranges	0-16Mpa	0-16Mpa	0-16Mpa	0-16Mpa	0-16Mpa
Weight	2850KG(Not Including Optional Part)	3510KG(Not Including Optional Part)	4900KG(Not Including Optional Part)	16000KG(Not Including Optional Part)	18000KG(Not Including Optional Part)
Package	4 Wooden Boxes	4 Wooden Boxes	11 Wooden Boxes	11 Wooden Boxes	11 Wooden Boxes
Volume	14.66CBM	22.7CBM	23.3CBM	41.93CBM	45.93CBM

OPTIONAL PARTS

- Special clamps for welding flange stub
- Special clamps for short spigot fitting
- Special clamps for welding Y shape (45°and 60°) fittings

MULTI-ANGLE PIPE SAW

BRIEF & FEATURES

- Suitable for cutting pipes according to specified angel and dimension while making an Elbow, Tee, Wye and Cross, which can reduce the waste of material and improve the welding efficiency.
- Cutting angle 0~67.5°accurate angle location.
- Applied to solid pipes or structured wall pipes made of thermo-plastic such as PE, PP, and other pipes and fittings made of non-metal materials.
- A special designed integrality of body and swivel table, enable working extremely stable.
- Self inspection and stop when the saw blade broken, enables to guarantee user's safety.
- Reliability lower noisy, easy to handle.
- Comply with 98/37/EC and 73/23/EEC standard.

Model	PFC315	PFC630	PFC800	PFC1000	PFC1200
Cutting Range(mm)	≤315mm	≤630mm	≤800mm	≤1000mm	≤1200mm
Cutting Angle	0~67.5°	0~67.5°	0~67.5°	0~67.5°	0~67.5°
Cutting Angle Error	≤1°	≤1°	≤1°	≤1°	≤1°
Line Speed	0-250m/min	0-250m/min	0-250m/min	0-250m/min	0-250m/min
Feed Speed	Adjustable	Adjustable	Adjustable	Adjustable	Adjustable
Work Voltage, Frequency	380V,50/60Hz	380V,50/60Hz	380V,50/60Hz	380V,50/60Hz	380V,50/60Hz
Total Power	2.25KW	3.7KW	3.7KW	3.7KW	5.5KW
Weight	1500KG	1900KG	2300KG	4000KG	7000KG

SADDLE FUSION MACHINE

- Suitable for fabricating PE reducing tee in the workshop.
- Hydraulic clamps for locking pipes and fittings.
- Integrated function of welding and taping enables to complete the whole fabricating process.
- One-time production of pipe fittings.
- PLC control, easy to operate.

Model	PFM315	PFM630	PFM1200
Welding Type	Reducing Tee	Reducing Tee	Reducing Tee
Heating Plate Max. Temperature	270℃	270℃	270℃
Pressure Adjustable Ranges	0-6Mpa	0-6Mpa	0-6Mpa
Working Voltage, Frequency	380V,50/60Hz	380V,50/60Hz	380V,50/60Hz
Heating Plate Power	1.2KW	7.5KW	10KW
Hydraulic Unit Power	0.75KW	1.5KW	1.5KW
Drill Motor Power	0.75KW	1.5KW	1.5KW
Total Power	2.70KW	10.5KW	13KW
Weight	350KG	2380KG	2650KG

Model	PFM315								
Main Pipe（mm） / Branch Pipe（mm）	90	110	125	140	180	225	250	280	315
32	●	●	●	●	●	●	●	●	●
40	●	●	●	●	●	●	●	●	●
50		●	●	●	●	●	●	●	●
63				●	●	●	●	●	●
75					●	●	●	●	●
90					●	●	●	●	●
110						●	●	●	●
125							●	●	●
140								●	●

Model	PFM630							PFM1200					
Main Pipe(mm) / Branch Pipe(mm)	315	355	400	450	500	560	630	630	710	800	900	1000	1200
110	●	●	●	●									
160	●	●	●	●	●	●		●	●				
200			●	●	●	●	●	●	●	●			
225				●	●	●	●	●	●	●			
250						●	●	●	●	●	●		
315							●		●	●	●	●	●
355										●	●	●	●
400											●	●	●
450											●	●	●
500												●	●

SADDLE RADIUS BAND SAW

- It is suitable for cutting the end face of the pipe into an arc surface consistent with the outer diameter of the main pipe when manufacturing polyethylene reducing tee pipe fittings in the workshop.
- Cutting effect is excellent, and it can be directly welded without secondary processing.
- Cutting shape is accurate.

Model	PRC315	PRC630	PRC1200
Cutting Diameter（mm）	≤315mm	≤630mm	≤1200mm
Max. Cutting Radian	R315	R630	R1200
Line Cutting Speed	0-250m/minute	0-250m/minute	0-250m/minute
Cutting Feed Speed	Manual	Manual	Manual
Working Voltage, Frequency	380V,50/60Hz	380V,50/60Hz	380V,50/60Hz
Total Power	1.5KW	2.2KW	3.0KW
Weight	1140KG	1150KG	2000KG

ACCESSIORIES FOR BUTT FUSION

Electric Pipe Cutter
15~220,75~400

Manual Pipe Cutter
14~65,50~110,100~160,
110~200

Pipe Scraper
(PF-TC Series)
63~200,63~400,200~800

Pipe Scraper
(PFS Series)
75~200,110~400

Pipe Scraper
20~63

Inner Bead-Up Remover

Outer Bead-Up Remover

Pipe Roller

Pressure Testing
Pump



Data Logger

Printer

Universal Aligner

Bevelers

Squeezer

Diesel Generator

Pipe Scissor

AUTOMATIC PLASTIC SHEET WELDING

- Mining Technology
- Building Industry
- HDPE Boat
- Manufacture of Reservoirs
- Tanks and Containers
- Manufacture of Plastic Apparatus
- Pipeline Construction
- Ventilation Systems and Ventilator Manufacture
- Water Treatment Systems
- Scrubbers
- Environmental Technology
- Aquaculture and Swimming Pools
- Surface Treatment Metals
- Buffer Tanks
- Beverage and Food Industry
- Pump Manufacturing
- Nautical Sector
- Transport and Logistics

AUTOMATIC PLASTIC SHEET WELDING & ROLLING MACHINE

BRIEF & FEATURES

- Solid machine base as a steel structure with integrated precision working tables in a sandwich design that are adapted to the loads.
- Patented mechanical synchronisation of the working tables; a novelty to achieve a homogeneous application of pressure in the welding seam area.
- Process forces regulated via proportional valve.
- SIEMENS PLC with 7" SIEMENS-Touch screen.
- Material property data record (parameter) with automatic choice of specific welding pressures, temperature and times.
- Panels/Sheets[PE, PP, PVC, PVDF, CPVC] up to 30mm thickness can be processed,can inquire 60mm thickness solid or hollow board welding.

Model	DH1500	DH2000	DH3000	DH4000	DH5000	DH7000
Processing Length(mm)	1500	2000	3000	4000	5000	7000
Butt-Fusion Thickness (mm)	3~50mm	3~50mm	3~50mm	3~50mm	3~50mm	3~50mm
Rolling Thickness (mm)	3~20mm	3~20mm	3~20mm	3~20mm	3~20mm	3~20mm
Range of Rolling Diameter (mm)	⩾360mm	⩾360mm	⩾360mm	⩾450mm	⩾550mm	⩾600mm
Pressure of Air Supply	6-8kg.f/cm²	6-8kg.f/cm²	6-8kg.f/cm²	6-8kg.f/cm²	6-8kg.f/cm²	6-8kg.f/cm²
Rated Voltage	220V	220V	220/380V	220/380V	380V or customized	380V or customized
Heating Plate Power	3KW	3.0KW	4.5KW	6.0KW	7.5KW	10.5KW
Power of Rolling Motor	2.2KW	2.2KW	4KW	6KW	7.5KW	11KW
Dimension (mm)	2600*1750 *1100	3100*1750 *1100	4100*1750 *1100	5300*1750 *1100	6300*1750 *1100	8670*2130 *1380
Application	Plastic Sheet/Board made from HDPE,PP,PVC,PVDF,PPS,PPN,PPH.....					

AUTOMATIC PLASTIC SHEET BENDING MACHINE

BRIEF & FEATURES

- Material property data record (parameter) with automatic choice of specific welding pressures, temperature and times.
- SIEMENS PLC with 7" SIEMENS-Touch screen.
- Process forces regulated via proportional valve.
- Solid machine base as a steel structure with integrated precision working tables in a sandwich design that are adapted to the loads.
- Panels/Sheets[PE, PP, PVC, PVDF, CPVC] up to 30mm thickness can be bended.

Model	ZW2000	ZW3000	ZW4000	ZW5000	ZW6000	ZW7000
Processing Length(mm)	2000	3000	4000	5000	6000	7000
Processing Thickness(mm)	3-30	3-30	3-30	3-30	3-30	3-30
Range of Bend	0-145°	0-145°	0-145°	0-145°	0-145°	0-145°
Pressure of Air Supply	6-8kg.f/cm²	6-8kg.f/cm²	6-8kg.f/cm²	6-8kg.f/cm²	6-8kg.f/cm²	6-8kg.f/cm²
Rated Voltage	220V	220/380V	220/380V	380V or customized	380V or customized	380V or customized
Heating Plate Power	8KW	9.6KW	12.0KW	15KW	18KW	24KW
Dimension (mm)	3540*1950 *1500	4520*1950 *1500	4660*2500 *2050	6200*3150 *2520	7200*3150 *2520	8300*3750 *2550
Application	Plastic Sheet/Board made from HDPE,PP,PVC,PVDF,PPS,PPN,PPH.....					

AUTOMATIC PLASTIC SHEET WELDING, ROLLING & BENDING MACHINE

BRIEF & FEATURES

- PLC touch-panel control system, capable of automatically adjusting the temperature, time and pressure according to the parameters of material under processing, suitable for welding, rolling and bending thermoplastic plates made of HDPE, PP, PVC, PVDF, PPN, PPH.....
- SIEMENS PLC with 7" SIEMENS-Touch screen.
- Process forces regulated via proportional valve.
- Brand-new integrated frame, highly reliable transmission mechanism, stable in work and superior in performance.
- 2mm to 50mm plastic sheet thickness horizontal welding is common capabilities, 3mm to 30mm for bending 90°Angle. Specialized anti-corrosive surface treatment technology, making the surface coating always new as time goes by. Integrated intensity of the rack, stable performance, transportation and installation are easier.

Model	DZA2000	DZA3000	DZA4000	DZA5000	DZA6000	DZA7000
Processing Length(mm)	2000	3000	4000	5000	6000	7000
Butt-Fusion Thickness(mm)	3-50	3-50	3-50	3-50	3-50	3-50
Bend Thickness(mm)	3-30	3-30	3-30	3-30	3-30	3-30
Rolling Thickness(mm)	3-30	3-30	3-30	3-30	3-30	3-30
Range of Rolling Diameter(mm)	⩾360mm	⩾360mm	⩾450mm	⩾550mm	⩾600mm	⩾600mm
Range of Bend	0-145°	0-145°	0-145°	0-145°	0-145°	0-145°
Pressure of Air Supply	6-8kg.f/cm²	6-8kg.f/cm²	6-8kg.f/cm²	6-8kg.f/cm²	6-8kg.f/cm²	6-8kg.f/cm²
Rated Voltage	220V	220V/380V	220V/380V	380V or customized	380V or customized	380V or customized
Heating Plate Power(weld)	3.0KW	4.5KW	6.0KW	7.5KW	9KW	10.5KW
Heating Plate Power(bend)	6.0KW	9.0KW	12.0KW	15KW	18 KW	21KW
Power of Rolling Motor	2.2KW	4KW	6KW	7.5KW	9.0KW	11KW
Dimension (mm)	3700*3200 *1100	4700*3200 *1100	5770*3200 *1200	6860*3500 *1250	7860*3550 *1400	9060*3500 *1450
Application	Plastic Sheet/Board made from HDPE,PP,PVC,PVDF,PPS,PPN,PPH.....					

AUTOMATIC PLASTIC SHEET WELDING, ROLLING, BENDING AND CUTTING MACHINE



BRIEF & FEATURES

- PLC touch-panel control system, capable of automatically adjusting the heating temperature, time and pressure according to the parameters of material under processing, suitable for welding and rolling, bending and cutting thermoplastic plates made of HDPE, PP, PVC, PVDF, PPN, PPH.....
- The cutting part is driven by a servo motor, and the forward speed and stroke can be adjusted according to the thickness of the plastic sheet. Objects are detected within a safe distance and automatically stop moving forward to ensure the safety of personnel in production.
- Control system PLC and 7-inch color touch screen-SIEMENS brand.
- 2mm to 30mm plastic sheet thickness cutting, horizontal welding, rolling cylinder and bending 0-145°angle is common capabilities. We can customize machines for welding and cutting thickness up to 60mm.
- Brand-new integrated frame, highly reliable transmission mechanism, stable in work and superior in performance. Specialized anti-corrosive surface treatment technology, making the surface coating always new as time goes by. Integrated intensity of the rack, stable performance, transportation and installation are easier.

Model	DZJ2000	DZJ3000	DZJ4000	DZJ5000	DZJ6000	DZJ7000
Processing Length(mm)	2000	3000	4000	5000	6000	7000
Butt-Fusion Thickness(mm)	3~50	3~50	3~50	3~50	3~50	3~50
Bend Thickness(mm)	3~30	3~30	3~30	3~30	3~30	3~30
Rolling Thickness(mm)	3~30	3~30	3~30	3~30	3~30	3~30
Cutting Thickness(mm)	2~50	2~50	2~50	2~50	2~50	2~50
Range of Rolling Diameter(mm)	⩾360mm	⩾360mm	⩾450mm	⩾550mm	⩾600mm	⩾600mm
Range of Bend	0~145°	0~145°	0~145°	0~145°	0~145°	0~145°
Pressure of Air Supply	6-8kg.f/cm²	6-8kg.f/cm²	6-8kg.f/cm²	6-8kg.f/cm²	6-8kg.f/cm²	6-8kg.f/cm²
Rated Voltage	220V or customized	220V/380V or customized	220V/380V or customized	380V or customized	380V or customized	380V or customized
Servo Motor(cutting)	750W	750W	750W	750W	750W	750W
Drive Forward Motor (cutting)	4.0KW	4.0KW	4.0KW	4.0KW	4.0KW	4.0KW
Heating Plate Power(weld)	3.0KW	4.5KW	6.0KW	7.5KW	9.0KW	10.5KW
Heating Plate Power(bend)	6.0KW	9.0KW	12.0KW	15.0KW	18.0KW	21.0KW
Power of Rolling Motor	2.2KW	4KW	6KW	7.5KW	9.0KW	11.0KW
Dimension (mm)	3700*3200 *1750	4700*3200 *1750	5770*3200 *1750	6860*3500 *1750	7860*3550 *1750	9060*3500 *1750
Application	Plastic Sheet/Board made from HDPE,PP,PVC,PVDF,PPS,PPN,PPH.....					

CNC ROUTER

BRIEF & FEATURES

- All-steel structure, using the table top and gantry beam structure of heavy machine tools is stable.
- Equipped with Weihong control system, excellent control technology and powerful engine make this machine perform well in various industrial applications.
- Intelligent processing out-of-bounds protection prevent mechanical collision caused by the design layout exceeding the processing width.
- Compatible with a variety of software: advanced professional control system, compatible with a variety of software Type3/Artcam/Castmate/pro-e/Ug/Cad/Illustrator/Wentai and other software.
- Long time work: It can realize power failure, breakpoint, and processing every day, which is convenient and labor-saving.
- High-speed machine: high kinetic energy, Y-axis dual motor drive, consistent curved and linear.

Model	PF-BO1530	PF-BO1325
XYZ Working Size	1500*3000*200mm	1300*2500*200mm
Max. Travel Speed（mm）	X-20m/min; Y-25m/min, Z-15m/min	X-20m/min; Y-25m/min, Z-15m/min
Transmitting	X,Y high accuracy grinding type gear rack, Z axis transmitting by high precision rolling ball screw	
Servo Type	Leisai	Leisai
Software	Weihong	Weihong
Dictate Format	Hpgl,g-code	Hpgl,g-code
Power of Mainshaft	6.0KW	5.0KW
Speed of Mainshaft	24000rpm/min	24000rpm/min
Diameter of Cutter	3.175-20mm(optional)	3.175-20mm(optional)
Cooling	Air Cooling	Air Cooling
Power Supply	AC380±10%,50/60HZ	AC380±10%,50/60HZ
Power Consumption	13KW	12KW
Dimension	4050*2150*1750mm	/
Weight	2180KG	/

AUTOMATIC PLASTIC SHEET CUTTING SAW

BRIEF & FEATURES

- Unique fully-enclosed cutting, safe and clean.
- Capability of automatically adjustable the cutting speed according to different material, simple and convenient in operation.
- Unique automatic cleaning and system, ensuring the dust to be extracted thoroughly, cutting to be easy and shavings to be collected.

Model	PF-JD3100	PF-JD4100	PF-JD5100	PF-JD6100
Processing Thickness(mm)	1-80	1-80	1-80	1-80
Processing Length(mm)	3000	4000	5000	6000
Cutting Speed(m/min)	0-40	0-40	0-40	0-40
Pressure of air Supply	8 kg.f/cm²	8 kg.f/cm²	8 kg.f/cm²	8 kg.f/cm²
Rated Voltage	AC380V	AC380V	AC380V	AC380V
Power of Dragging	5.5KW	5.5KW	5.5KW	5.5KW
Power of Dragging Motor	0.75KW	0.75KW	0.75KW	0.75KW
Power of Dust Extraction Motor	3KW	3KW	3KW	3KW
Dimension	5460*3340*1800mm	6460*3340*1800mm	7460*3340*1800mm	8460*3340*1800mm
Application	Plastic board, plastic pipe, nylon plate, copper plate, wood, aluminum, rubber, and epoxy plate			

HAND EXTRUDER& GEOMEMBRANE WELDER



- Mining Technology
- Building Industry
- HDPE Boat
- Manufacture of Reservoirs
- Tanks and Containers
- Manufacture of Plastic Apparatus
- Pipeline Construction
- Ventilation Systems and Ventilator Manufacture
- Water Treatment Systems
- Tunnels
- Subway
- Water Conservancy
- Slope Protection
- Artificial Lake
- Aquaculture
- Solid Waste Landfills
- Sewage Treatment
- Petrochemical

HAND EXTRUDER

BRIEF & FEATURES

- Environmental protection equipment, anti-corrosion equipment, car liner, electroplating tank, plastic pipe, plastic film and other fields of production, splicing and repair, worry-free choice in different welding fields.
- Customer's Professional Choice
  Provide multilevel drive motors and multiple power heating systems to meet the different needs of customers for welding quality. Choose more intelligent, use more at ease.

Model	PFJ3400	PF610A	PF610B	PF600A
Voltage	220V	220V	220V	220V
Frequency	50/60Hz	50/60Hz	50/60Hz	50/60Hz
Metabo Extruding Power	1300W	1300W	1300W	800W
Hot Air Power	3400W	1600W	3400W	1600W
Welding Rod Heating Power	/	800W	800W	800W
Air Temp	20-600℃ Adjustable	20-620℃ Adjustable	20-620℃ Adjustable	20-620℃ Adjustable
Extruding Temp	200-300℃ Adjustable	50-380℃ Adjustable	50-380℃ Adjustable	50-380℃ Adjustable
Welding Speed	2.0~2.5 Kg/h	2.0~3.0 Kg/h	2.0~3.0 Kg/h	2.0~2.5 Kg/h
Welding Rod Diameter	3.0-4.0mm	3.0-5.0mm	3.0-4.0mm,5.0mm can be customized	3.0-4.0mm,5.0 can be customized
Weight	12KG	15KG	14KG	14KG
Application	PP PE			

GEOMEMBRANE WELDER

APPLICATION

- Different types of geomembrane welding machines are suitable for different applications, such as HDPE, LDPE, PP and other thermoplastic geomembrane in tunnel waterproofing, underground seepage prevention, aquaculture, sewage treatment and other multi-field projects. Customer selection is clear and easy.

- Welding Quality Assurance
  Providing seam testing equipment for air tightness testing and tensile testing on the construction site, which ensure the quality of welding in all aspects.




Model	PFG-800	PFG-800D	PFG-900	PFG-900D	PF-GM1
Rated Voltage	230V/120V				
Frequency	50/60Hz				
Rated Power	800W/1100W		1800W/1650W		1400W
Welding Speed	0.5~5m/min		1~5m/min		0.5~6m/min
Welding Temp.	50~450℃				
Material Thickness	0.2~1.5mm(Single Layer)		1.0~3.0mm(Single Layer)		0.2~2.0mm (Single Layer)
Overlap Width	10cm		12cm		
Welding Seam	12.5mm*2;Interior Cavity 12mm		15mm*2;Interior Cavity 15mm		
Seam Strength	⩾85% material				
Weight	9KG	9KG	20KG	20KG	15KG
Insulation Class	Class II				

HOT AIR WELDING GUN

Model	PF1600S	PF1600D
Input Voltage	220V/120V	220V/120V
Power	1600W	1600W
Temperature	20-620℃ Adjustable	20-550℃ Adjustable
Air Volume	Max 180L/min	Max 180L/min
Air Pressure	2600Pa	3000Pa
Noise	⩽65Db	⩽65Db
Temperature Regulate Way	Knob Actuator	Light touch keypad, Digital Display
Net Weight	1.05KG	1.5KG
Insulation Grade	Class II	Class II

TESTING TOOL SERIES

Vacuum Leak Tester

Air Pressure Tester

Tensiometer Tester

Spark Leak Detector

ACCESSORIES

20mm Silicon Pressure Roller

40mm Silicon Pressure Roller

90mm Silicon Pressure Roller

Fish Cutter

Grooving Tool

Shovel

HDPE FITTINGS

BUTT FUSION FITTINGS

B/F Equal Tee

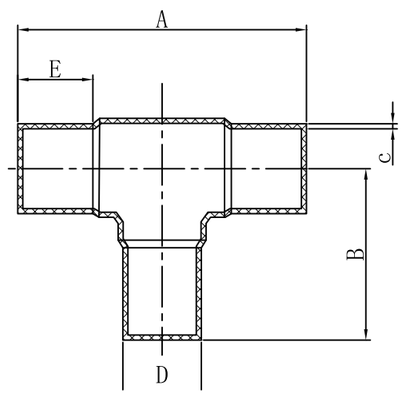

Size	A (mm)	B (mm)	D (mm)	E (mm)	SDR11	SDR13.6	SDR17
T63	200	100	63	62	●	●	
T75	230	115	75	68	●	●	
T90	235	120	90	68	●	●	
T110	280	140	110	75	●	●	
T125	278	140	125	70	●	●	
T140	330	160	140	80	●	●	
T160	330	164	160	80	●	●	
T180	390	195	180	90	●	●	
T200	380	195	200	85	●	●	
T225	435	213	225	90	●	●	
T250	460	230	250	95	●	●	
T280	490	245	280	95	●	●	
T315	535	268	315	100	●	●	
T355	570	288	355	100	●		●
T400	635	320	400	110	●		●
T450	705	345	450	110	●		●
T500	755	390	500	110	●		●
T560	855	430	560	120	●		●
T630	935	470	630	135	●		●
T710	1080	541	710	182			●
T800	1210	606	800	188			●

B/F Reducer Tee

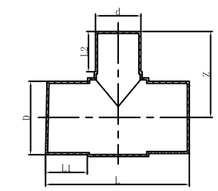

Size	L (mm)	D (mm)	d (mm)	L1 (mm)	L2 (mm)	Z (mm)	SDR11	SDR13.6	SDR17
T75*50	230	75	50	68	57	100	●	●	
T75*63	230	75	63	68	63	106	●	●	
T90*40	220	90	40	68	57	107	●	●	
T90*50	220	90	50	68	57	107	●	●	
T90*63	220	90	63	68	63	113	●	●	
T90*75	235	90	75	68	65	115	●	●	
T110*40	210	110	40	75	60	120	●	●	
T110*50	220	110	50	75	60	120	●	●	
T110*63	235	110	63	75	70	130	●	●	
T110*75	255	110	75	75	70	130	●	●	
T110*90	260	110	90	75	72	132	●	●	
T125*50	226	125	50	72	60	130	●		
T125*63	226	125	63	72	63	133	●	●	
T125*75	226	125	75	72	65	135	●	●	
T125*90	262	125	90	72	68	138	●	●	
T125*110	262	125	110	72	68	138	●	●	
T140*63	330	140	63	78	63	140	●	●	
T140*75	330	140	75	78	70	147	●	●	
T140*90	330	140	90	78	72	149	●	●	
T140*110	330	140	110	78	75	152	●	●	
T140*125	300	140	125	78	79	156	●	●	
T160*50	230	160	50	80	70	158	●	●	
T160*63	240	160	63	80	73	161	●	●	
T160*75	250	160	75	80	75	163	●	●	
T160*90	265	160	90	80	78	166	●	●	
T160*110	278	160	110	80	80	168	●	●	
T160*125	295	160	125	78	75	164	●	●	
T160*140	295	160	140	75	80	165		●	
T180*90	390	180	90	90	79	175	●	●	
T180*110	390	180	110	90	80	177	●	●	
T180*125	3300	180	125	80	80	177	●	●	
T180*140	330	180	140	80	80	177	●	●	
T180*160	390	180	160	90	80	177	●	●	
T200*63	250	200	63	85	75	182	●	●	
T200*75	260	200	75	85	75	182	●	●	
T200*90	278	200	90	85	78	185	●	●	
T200*110	295	200	110	85	80	187	●	●	
T200*125	345	200	125	80	80	187	●	●	
T200*140	345	200	140	80	85	192	●	●	
T200*160	345	200	160	85	85	192	●	●	
T200*180	345	200	180	80	85	185	●	●	

T225*63	310	225	63	90	65	180	●		
T225*75	310	225	75	90	70	185	●		
T225*90	310	225	90	90	75	190	●	●	
T225*110	310	225	110	90	85	200	●	●	
T225*125	355	225	125	90	85	200	●		
T225*160	355	225	160	90	85	200	●	●	
T225*200	435	225	200	90	85	200	●	●	
T250*63	335	250	63	98	70	202	●		
T250*75	335	250	75	98	75	207	●		
T250*90	335	250	90	98	85	217	●	●	
T250*110	335	250	110	98	85	217	●	●	
T250*125	375	250	125	95	88	217		●	
T250*160	375	250	160	95	85	217	●	●	
T250*200	410	250	200	95	85	217	●	●	
T250*225	460	250	225	95	90	217		●	
T280*110	365	280	110	95	85	232	●	●	
T280*125	365	280	125	95	87	235	●		
T280*140	365	280	140	95	90	238	●		
T280*160	365	280	160	95	90	238	●	●	
T280*180	410	280	180	95	90	238	●		
T280*200	410	280	200	95	90	238	●		
T280*225	490	280	225	95	92	240	●		
T280*250	490	280	250	95	92	240	●	●	
T315*63	345	315	63	105	70	235	●		
T315*75	345	315	75	105	72	237	●		
T315*90	345	315	90	105	95	258	●	●	
T315*110	345	315	110	105	95	258	●	●	
T315*160	380	315	160	100	95	258	●	●	
T315*200	420	315	200	100	95	258	●	●	
T315*225	470	315	225	100	95	258		●	
T315*250	470	315	250	100	95	258	●	●	
T355*110	375	355	110	100	100	282	●		●
T355*125	375	355	125	100	100	282	●		
T355*140	375	355	140	100	100	282	●		
T355*160	375	355	160	100	100	282	●		●
T355*180	420	355	180	100	100	282	●		
T355*200	420	355	200	100	100	282	●		●
T355*225	470	355	225	100	100	282	●		
T355*250	470	355	250	100	100	282	●		●
T355*280	570	355	280	100	100	282	●		
T355*315	570	355	315	100	100	282	●		●
T400*110	440	400	110	110	100	310	●		●
T400*125	440	400	125	110	100	310	●		
T400*140	440	400	140	110	105	315	●		
T400*160	440	400	160	110	105	315	●		●
T400*180	440	400	180	110	105	315	●		
T400*200	440	400	200	110	105	315	●		●
T400*225	555	400	225	110	105	315	●		
T400*250	555	400	250	110	105	315	●		●

T400*280	555	400	280	110	105	315	●		
T400*315	555	400	315	110	105	315	●		●
T400*355	634	400	355	110	105	315	●		●
T450*110	365	540	110	110	85	320	●		●
T450*160	415	450	160	110	100	335	●		●
T450*200	450	450	200	110	110	345	●		●
T450*250	505	450	250	110	110	345	●		●
T450*315	566	450	315	110	110	345	●		●
T450*355	610	450	355	110	110	345	●		●
T450*400	655	450	400	110	105	340	●		●
T500*110	367	500	110	110	100	360	●		●
T500*160	415	500	160	110	110	370	●		●
T500*200	455	500	200	110	110	370	●		●
T500*250	505	500	250	110	110	370	●		●
T500*315	563	500	315	110	110	370	●		●
T500*400	754	500	400	110	110	370	●		●
T500*450	805	500	450	110	110	370	●		●
T560*110	396	560	110	120	120	410	●		●
T560*160	445	560	160	120	120	410	●		●
T560*200	488	560	200	125	125	415	●		●
T560*250	535	560	250	125	125	415	●		●
T560*315	598	560	315	125	125	415	●		●
T560*400	685	560	400	130	130	420	●		●
T560*450	725	560	450	130	130	420	●		●
T560*500	788	560	500	130	130	420	●		●
T630*110	406	630	110	120	120	445	●		●
T630*160	456	630	160	120	120	445	●		●
T630*200	496	630	200	130	130	455	●		●
T630*250	545	630	250	130	125	455	●		●
T630*315	610	630	315	130	130	450	●		●
T630*400	695	630	400	130	125	455	●		●
T630*450	745	630	450	130	125	450	●		●
T630*500	795	630	500	130	125	450	●		●
T710*110	568	710	110	180	165	522			●
T710*160	568	710	160	180	165	522			●
T710*200	568	710	200	180	165	522			●
T710*250	681	710	250	180	165	522			●
T710*315	681	710	315	180	165	522			●
T710*400	764	710	400	180	165	522			●
T710*500	864	710	500	180	165	522			●
T710*630	983	710	630	180	165	522			●
T800*110	606	800	110	185	170	573			●
T800*160	606	800	160	185	170	573			●
T800*200	606	800	200	185	170	573			●
T800*250	719	800	250	185	170	573			●
T800*315	719	800	315	185	170	573			●
T800*400	802	800	400	185	170	573			●
T800*500	902	800	500	185	170	573			●
T800*630	1031	800	630	185	170	573			●
T800*710	1100	800	710	195	170	573			●

B/F 45° Elbow

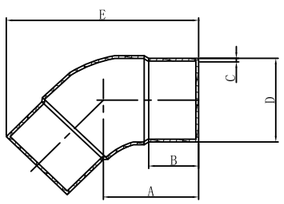

Size	A (mm)	B (mm)	D (mm)	E (mm)	SDR11	SDR13.6	SDR17
L63	75	63	63	159	●	●	
L75	88	68	75	180	●	●	
L90	97	68	90	204	●	●	
L110	107	75	110	222	●	●	
L125	108	75	125	240	●	●	
L140	115	80	140	250	●	●	
L160	125	80	160	264	●	●	
L180	125	90	180	270	●	●	
L200	132	85	200	295	●	●	
L225	150	90	225	329	●	●	
L250	160	95	250	357	●	●	
L280	175	95	280	392	●	●	
L315	180	100	315	417	●	●	
L355	180	100	355	433	●	●	
L400	205	110	400	483	●		●
L450	215	120	450	520	●		●
L500	225	120	500	575	●		●
L560	240	130	560	631	●		●
L630	240	130	630	685	●		●
L710	360	180	710	833			●
L800	370	180	800	897			●

B/F 22.5 ° Elbow

Size	A (mm)	B (mm)	D (mm)	SDR11	SDR13.6	SDR17
L110	100	72	110	●	●	
L125	95	80	125	●	●	
L140	100	80	140	●	●	
L160	120	82	160	●	●	
L180	135	105	180	●	●	
L200	110	85	200	●	●	
L225	120	90	225	●	●	
L250	132	100	250	●	●	
L280	140	105	280	●	●	
L315	147	110	315	●	●	
L355	140	100	355	●		●
L400	155	110	400	●		●
L450	165	115	450	●		●
L500	175	115	500	●		●
L630	205	130	630	●		●

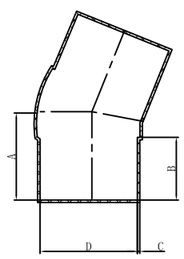

B/F Flange Adaptor

Size	A (OD) (mm)	B (mm)	C (mm)	D (Length) (mm)	SDR11	SDR13.6	SDR17
FL63	63	85	12.5	85	●	●	
FL75	75	98	12.5	87	●	●	
FL90	90	123	16	96	●	●	
FL110	110	143	16.5	103	●	●	
FL125	125	162	17	110	●	●	
FL140	140	173	19	106	●	●	
FL160	160	205	21	103	●	●	
FL180	180	214	22	107	●	●	
FL200	200	256	26	127	●	●	
FL225	225	266	26	130	●	●	
FL250	250	304	26	133	●	●	
FL280	280	323	27	135	●	●	
FL315	315	370	28	140	●	●	
FL355	355	411	33	154	●		●
FL400	400	470	37	163	●		●
FL450	450	520	40	165	●		●
FL500	500	575	45	195	●		●
FL560	560	632	46	218	●		●
FL630	630	690	46	206	●		●
FL710	710	780	50	215			●
FL800	800	885	55	220			●
FL900	900	995	55	215			●
FL1000	1000	1095	60	240			●
FL1200	1200	1300	77	170			●

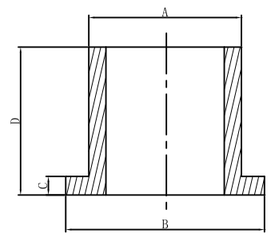

B/F Reducer

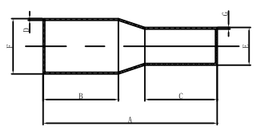

Size	A	B	C	E (OD)	F (OD)	SDR11	SDR13.6	SDR17
S75*50	135	65	62	50	75	●		
S75*63	135	65	63	63	75	●		
S90*40	143	68	62	40	90	●		
S90*50	143	68	62	50	90	●		
S90*63	143	68	64	63	90	●		
S90*75	143	68	65	75	90	●		
S110*40	155	73	61	40	110	●		
S110*50	155	73	61	50	110	●		
S110*63	155	73	62	63	110	●		
S110*75	155	73	65	75	110	●		
S110*90	155	73	68	90	110	●		
S125*63	168	75	60	63	125	●		
S125*75	168	75	60	75	125	●		
S125*90	168	75	61	90	125	●		
S125*110	168	75	62	110	125	●		
S140*63	160	75	62	63	140	●	●	
S140*75	160	75	63	75	140	●	●	
S140*90	160	75	65	90	140	●	●	
S140*110	160	75	67	110	140	●	●	
S140*125	160	75	69	125	140	●	●	

S160*50	170	80	70	50	160		●	
S160*63	170	80	70	63	160	●	●	
S160*75	170	80	71	75	160	●	●	
S160*90	170	80	72	90	160	●	●	
S160*110	170	80	73	110	160	●	●	
S160*125	170	80	75	125	160	●	●	
S160*140	170	80	77	140	160	●	●	
S180*110	180	80	80	110	180	●	●	
S180*125	180	80	82	125	180		●	
S180*140	180	80	83	140	180		●	
S180*160	180	80	82	160	180	●	●	
S200*63	180	85	69	63	200	●	●	
S200*75	180	85	70	75	200	●	●	
S200*90	180	85	71	90	200	●	●	
S200*110	180	85	72	110	200	●	●	
S200*125	180	85	76	125	200	●	●	
S200*140	180	85	77	140	200		●	
S200*160	180	85	78	140	200	●	●	
S200*180	180	85	80	160	200	●	●	
S225*63	180	80	80	180	225	●		
S225*75	180	80	80	75	225	●		
S225*90	180	80	80	90	225	●		
S225*110	180	80	80	110	225	●	●	
S225*160	180	80	80	160	225	●	●	
S225*180	180	80	80	180	225		●	
S225*200	180	80	80	200	225	●	●	
S250*63	205	90	81	63	250	●		
S250*75	205	90	81	75	250	●		
S250*90	205	90	81	90	250	●		
S250*110	205	90	81	110	250	●	●	
S250*125	205	90	81	125	250	●	●	
S250*160	205	90	81	160	250	●	●	
S250*200	205	90	82	200	250	●	●	
S250*225	205	90	85	225	250	●	●	
S280*110	195	90	82	110	280		●	
S280*125	195	90	83	125	280		●	
S280*140	192	90	85	140	280	●		
S280*160	195	90	84	160	280		●	
S280*180	192	90	85	180	280	●		
S280*200	195	90	86	200	280	●	●	
S280*225	195	90	87	225	280	●	●	
S280*250	195	90	88	250	280	●	●	
S315*90	204	90	80	90	315	●		
S315*110	204	90	80	110	315	●	●	

S315*125	204	90	80	125	315	●		
S315*160	204	90	80	160	315	●	●	
S315*180	205	90	86	180	315		●	
S315*200	204	90	87	200	315	●	●	
S315*225	204	90	87	225	315	●	●	
S315*250	204	90	87	250	315	●	●	
S315*280	205	90	88	280	315	●	●	
S355*110	205	90	83	110	355	●		●
S355*160	205	90	86	160	355	●		●
S355*200	205	90	90	200	355	●		●
S355*225	205	90	90	225	355			●
S355*250	205	90	93	250	355	●		●
S355*280	205	90	92	280	355			●
S355*315	205	90	95	315	355	●		●
S400*110	215	90	85	110	400	●		●
S400*160	215	90	85	160	400	●		●
S400*200	215	90	85	200	400	●		●
S400*225	215	90	83	225	400			●
S400*250	215	90	80	250	400	●		●
S400*280	215	90	85	280	400			●
S400*315	215	90	85	315	400	●		●
S400*355	215	90	85	355	400	●		●
S450*200	235	90	90	200	450			●
S450*225	235	90	91	225	450			●
S450*250	235	90	92	250	450			●
S450*315	235	90	100	315	450			●
S450*355	235	90	105	355	450			●
S450*400	235	90	108	400	450			●
S500*200	255	90	110	200	500			●
S500*225	255	90	110	225	500			●
S500*250	255	90	120	250	500			●
S500*315	255	90	122	315	500			●
S500*355	255	90	133	355	500			●
S500*400	255	90	135	400	500			●
S500*450	255	90	140	450	500			●
S560*315	260	100	120	315	560			●
S560*355	260	100	130	355	560			●
S560*400	260	100	130	400	560			●
S560*450	260	100	130	450	560			●
S560*500	260	100	130	500	560			●
S630*315	275	100	125	315	630			●
S630*355	275	100	135	355	630			●
S630*400	275	100	140	400	630			●
S630*450	275	100	142	450	630			●
S630*500	275	100	142	500	630			●
S630*560	275	100	144	560	630			●

B/F End Cap

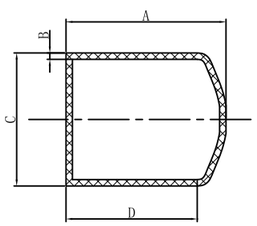

Size	A (mm)	C (mm)	D (mm)	SDR11	SDR13.6	SDR17
D75	81	75	67	●	●	
D90	90.5	90	75	●	●	
D110	94	110	77	●	●	
D125	94	125	77	●	●	
D140	96	140	79	●	●	
D160	99	160	80	●	●	
D180	108	180	80	●	●	
D200	105	200	80	●	●	
D225	105	225	80	●	●	
D280	118	280	90	●	●	
D315	130	315	90	●	●	
D355	131	355	90	●		●
D400	132	400	90	●		●
D450	138	450	90	●		●
D500	135	500	90	●		●
D630	145	630	95	●		●
D710	170	710	120			●
D800	170	800	120			●
D900	170	900	120			●
D1000	175	1000	125			●

B/F Equal Cross

Size	D1	D2	l1 (mm)	l2 (mm)	L (mm)	SDR11	SDR13.6	SDR17
+63	63	63	60	60	198	●		
+75	75	75	70	70	225	●		
+90	90	90	78	78	260	●	●	
+110	110	110	80	80	285	●	●	
+125	125	125	85	85	295	●	●	
+160	160	160	88	88	352	●	●	
+200	200	200	92	92	400	●	●	
+225	225	225	92	92	415	●	●	
+250	250	250	103	103	480	●	●	
+315	315	315	103	103	555	●	●	
+355	355	355	140	140	640			●
+400	400	400	112	112	650	●		●
+450	450	450	140	140	740			●
+500	500	500	120	120	745			●
+560	560	560	150	150	875			●
+630	630	630	135	135	900			●
+710	710	710	180	180	1072			●
+800	800	800	185	185	1202			●

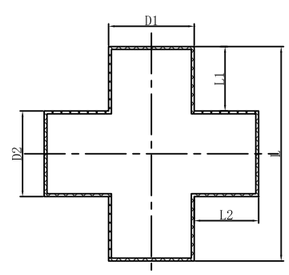

B/F Reduce Cross

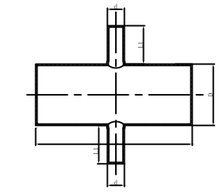

Size	D (mm)	d (mm)	L	L1 (mm)		SDR11	SDR13.6	SDR17
+90*63	90	63	240	70	70	●		
+110*63	110	63	279	68	68	●	●	
+110*75	110	75	279	75	75		●	
+110*90	110	90	279	82	82		●	
+160*63	160	63	329	67	67		●	
+160*75	160	75	329	74	74	●	●	
+160*90	160	90	329	82	82	●	●	
+160*110	160	110	329	85	85		●	
+200*110	200	110	379	85	85		●	
+200*160	200	160	379	85	85		●	
+225*110	225	110	415	85	85		●	
+225*160	225	160	415	85	85		●	
+225*200	225	200	415	90	90		●	
+250*110	250	110	461	95	95		●	
+250*160	250	160	461	86	86		●	
+250*200	250	200	461	90	90		●	
+315*110	315	110	543	90	90		●	
+315*160	315	160	543	90	90		●	
+315*200	315	200	543	95	95	●	●	
+315*250	315	250	543	110	110		●	
+355*200	355	200	485	120	120			●
+400*110	400	110	351	120	120			●
+400*200	400	200	439	120	120		●	●
+450*200	450	200	490	120	120			●
+450*315	450	315	605	130	130			●
+500*110	500	110	356	125	125			●
+500*160	500	160	406	125	125			●
+500*200	500	200	445	130	130			●
+500*250	500	250	495	125	125			●
+500*315	500	315	560	130	130			●
+500*400	500	400	644	130	130			●
+560*200	560	200	515	140	140			●
+560*315	560	315	625	140	140			●
+630*200	630	200	470	135	135			●
+630*315	630	315	580	135	135			●
+710*200	710	200	568	165	165			●
+710*315	710	315	681	165	165			●
+710*400	710	400	794	165	165			●
+710*500	710	500	864	165	165			●
+710*630	710	630	993	165	165			●
+800*200	800	200	606	170	170			●
+800*315	800	315	719	170	170			●
+800*400	800	400	802	170	170			●
+800*500	800	500	902	170	170			●
+800*630	800	630	1031	170	170			●

ELECTROFUSION FITTINGS

E/F Coupler


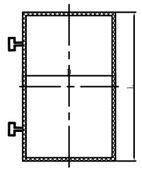

Size	D	L	SDR11	SDR17
25	35	80	●	
32	42	87	●	
40	52	92	●	
50	62	105	●	
63	77	110	●	
75	90	118	●	
90	107	127	●	
110	135	142	●	
125	150	150	●	
140	165	165	●	
160	190	167	●	
180	215	190	●	
200	237	190	●	
225	267	205	●	
250	297	210	●	
280	320	220	●	
315	373	250	●	
355	422	250	●	
400	473	275	●	
450	530	290	●	
500	590	300	●	
630	742	360	●	
315	352	250		●
355	397	250		●
400	447	285		●
450	500	290		●
500	563	300		●
560	620	330		●
630	700	360		●
710	785	415		●
800	898	450		●
900	1004	465		●
1000	1100	550		●
1200	1380	580		●

E/F 45°Elbow


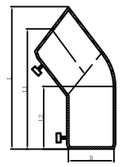

Size	D	L1	L2	L	SDR 11	SDR 17
50	62	105	68	135	●	
63	77	120	78	155	●	
75	90	130	85	170	●	
90	107	140	93	185	●	
110	135	155	105	210	●	
125	150	170	118	235	●	
140	165	200	100	260	●	
160	190	200	135	270	●	
200	237	240	163	325	●	
225	267	250	178	355	●	
250	297	270	190	380	●	
315	373	325	235	470	●	
355	422	350	175	500	●	
400	473	420	153	540	●	
450	530	450	225	630	●	
500	590	450	225	660	●	
630	741	600	410	820	●	
315	352	325	233	465		●
355	397	345	175	490		●
400	447	400	200	540		●
500	563	450	225	650		●
630	700	600	410	810		●

E/F End Cap


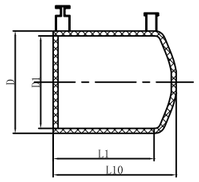

Size	D1	D	L10	L1	SDR11	SDR17
50	50	65	81	72	●	
75	75	96	95	82	●	
110	111	137	102	86	●	
160	160	195	140	120	●	
200	200	240	150	120	●	
250	250	297	150	120	●	

E/F 90°Elbow


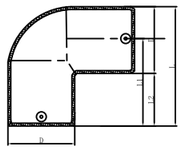

Size	D	L1	L2	L	SDR11	SDR17
32	45	60	40	85	●	
40	52	65	40	90	●	
50	62	80	49	111	●	
63	77	95	58	135	●	
75	90	100	55	145	●	
90	107	105	52	159	●	
110	135	115	48	183	●	
125	150	140	65	215	●	
140	165	155	75	240	●	
160	190	160	65	255	●	
200	237	195	78	315	●	
225	267	210	78	345	●	
250	297	230	83	380	●	
315	373	285	102	475	●	
355	422	320	110	528	●	
400	473	340	126	584	●	
500	590	450	110	690	●	
630	742	500	140	875	●	
315	352	280	106	458		●
355	397	315	118	515		●
400	447	350	120	568		●
500	563	400	130	675		●
630	700	500	150	855		●

E/F Flange Adaptor

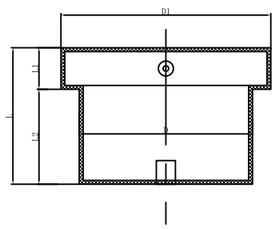

Size	D	D1	L1	L2	L	SDR11	SDR17
50	60	82	20	55	75	●	
63	76	90	20	55	75	●	
75	89	120	20	55	75	●	
90	107	132	25	60	85	●	
110	134	160	25	80	105	●	
125	152	175	28	85	113	●	
140	168	190	25	80	105	●	
160	192	225	30	90	120	●	
200	237	275	35	95	130	●	
225	267	295	35	85	120	●	
250	297	327	35	115	150	●	
280	310	375	32	110	150	●	
315	361	430	40	120	160	●	
355	404	460	40	105	145	●	
400	455	510	40	110	150	●	
500	558	630	60	140	200	●	
355	395	450	40	105	145		●
400	445	505	40	110	150		●
450	500	560	50	110	160		●
500	555	615	50	130	180		●
560	618	670	60	150	200		●
630	688	750	60	160	220		●
710	760	840	72	195	270		●
800	880	940	70	200	270		●

E/F Reducer

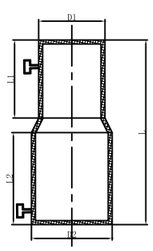

Size	D1	D2	L1	L2	L	SDR 11	SDR 17
32*25	35	43	45	47	100	●	
40*32	43	51	36	88	100	●	
50*40	52	63	43	57	105	●	
63*32	62	79	46	60	115	●	
63*50	62	79	46	60	115	●	
75*50	62	92	50	60	125	●	
75*63	79	92	52	60	125	●	
90*50	62	110	55	65	135	●	
90*63	79	110	55	65	135	●	
90*75	92	110	55	65	135	●	
110*50	62	135	50	80	150	●	
110*63	79	135	50	75	145	●	
110*75	92	135	50	75	145	●	
110*90	110	135	57	75	145	●	
125*75	92	148	45	85	157	●	
125*90	110	148	63	85	165	●	
125*110	128	150	70	82	170	●	
140*110	130	163	65	90	175	●	
160*50	90	190	82	122	232	●	
160*63	90	190	85	124	235	●	
160*75	108	190	54	100	184	●	
160*90	113	192	52	90	175	●	
160*110	135	192	60	90	175	●	
160*125	147	187	69	100	190	●	
200*50	83	237	90	125	255	●	
200*63	83	237	90	125	260	●	

Size	D1	D2	L1	L2	L	SDR 11	SDR 17
200*75	108	237	90	125	255	●	
200*90	108	237	90	125	260	●	
200*110	135	237	55	105	200	●	
200*125	147	237	70	105	200	●	
200*160	194	237	70	105	200	●	
225*110	132	260	55	122	220	●	
225*160	190	260	80	122	230	●	
250*110	135	296	60	120	225	●	
250*160	194	296	80	120	225	●	
250*200	239	296	85	120	225	●	
315*160	194	373	90	130	265	●	
315*200	235	373	85	135	280	●	
315*250	299	373	100	130	265	●	
355*200	240	417	60	160	285	●	
355*250	295	417	100	160	300	●	
355*315	370	415	110	160	285	●	
400*315	370	472	110	160	315	●	
400*355	420	472	130	160	315	●	
450*400	471	523	120	173	315	●	
500*400	475	575	125	165	320	●	
355*200	235	397	70	150	285		●
355*250	290	397	100	150	295		●
355*315	360	400	115	155	285		●
400*250	295	447	80	160	310		●
400*315	360	447	115	155	320		●
500*315	362	555	90	160	315		●
500*400	450	554	120	160	330		●

E/F Equal Tee

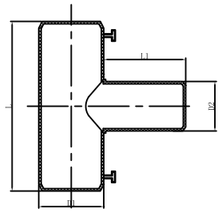

Size	D1	D2	L1	L	SDR11	SDR17
32	42	32	47	110	●	
40	52	40	45	120	●	
50	62	50.3	75	145	●	
63	77	63.3	75	165	●	
75	90	75.3	75	180	●	
90	107	90.3	90	205	●	
110	135	110.3	103	230	●	
125	150	125.3	110	250	●	
140	165	140	100	280	●	
160	190	160.3	120	300	●	
200	237	200.3	125	355	●	
225	267	225.3	140	385	●	
250	297	250.3	157	410	●	
315	373	315.3	152	505	●	
355	422	355	150	565	●	
400	473	400	160	615	●	
500	590	500	175	730	●	

E/F Reducing Tee

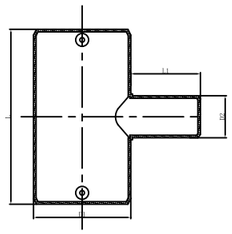

Size	D1	D2	L1	L	SDR11
32*25	44	25.2	45	118	●
50*25	62	25.2	42	149	●
50*32	62	32.2	59	149	●
50*40	62	40.2	60	145	●
63*32	77	32.2	59	165	●
63*40	77	40.2	70	165	●
63*50	77	50.3	70	165	●
75*32	91	32.2	58	176	●
75*40	91	40.2	58	176	●
75*50	90	50.3	75	180	●
75*63	90	63.3	70	180	●
90*50	107	50.3	75	200	●
90*63	107	63.3	75	200	●
90*75	107	75.3	80	200	●
110*50	135	50.3	80	205	●
110*63	135	63.3	80	205	●
110*75	135	75.3	80	205	●
110*90	135	90.3	85	205	●
125*75	148	75.5	75	247	●
125*90	148	90.5	75	247	●
125*110	150	110.5	85	250	●
140*110	165	110.5	85	280	●

160*50	190	50.3	80	255	●
160*63	190	63.3	80	255	●
160*75	190	75.3	80	255	●
160*90	190	90.3	105	255	●
160*110	190	110.3	105	255	●
160*125	237	50.3	80	280	●
200*50	237	50.3	80	280	●
200*63	237	63.3	80	280	●
200*75	237	75.3	80	280	●
200*90	237	90.3	80	280	●
200*110	237	110.3	105	280	●
200*125	237	125.5	115	350	●
200*160	237	160.3	120	355	●
225*110	267	110.3	105	335	●
225*160	267	160.3	115	335	●
250*75	297	75.3	80	300	●
250*90	297	90.3	85	300	●
250*110	297	110.3	105	300	●
250*125	297	125.5	115	370	●
250*160	297	160.3	120	370	●
250*200	297	200.3	130	420	●
315*110	373	110.3	110	410	●
315*125	373	125.5	95	410	●
315*160	373	160.3	130	410	●
315*200	373	200.3	130	410	●
315*250	373	250.3	150	410	●
355*110	422	110	105	460	●
355*160	422	160	125	460	●
355*200	422	200	125	460	●
355*250	422	250	140	460	●
355*315	422	315	140	460	●
400*110	473	110	105	490	●
400*160	473	160	130	490	●
400*200	473	200	130	490	●
400*250	473	250	140	490	●
400*315	473	315	145	615	●
500*110	590	110	115	545	●
500*160	590	160	130	545	●
500*200	590	200	130	545	●
500*250	590	250	145	545	●
500*315	590	315	145	730	●
500*400	590	400	160	730	●

E/F Flange plate



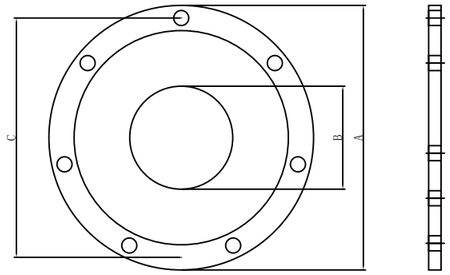

Size	A(mm)	B(mm)	C(mm)	SDR11	SDR17
50	136	67	110	●	
63	147	82	122	●	
75	171	95	146	●	
90	178	115	155	●	
110	199	135	177	●	
125	230	152	204	●	
140	230	172	205	●	
160	264	197	236	●	
200(8 holes)	318	244	291	●	
200(12 holes)	318	244	291	●	
225(8 holes)	318	267	291	●	
225(12 holes)	318	267	291	●	
250	375	300	345		●
315	430	360	400		●
355	485	405	455		●
400	545	451	510		●
450	605	505	565		●
500	660	566	620		●
630	770	688	725		●
710	890	784	840		●
800	1000	890	950		●